

DO NOT SCALE FROM THIS PRINT

DESIGNED & DIMENSIONED IN MILLIMETERS [INCHES]

LSHM-1XX-XX-X-DH-A-X-X-TR

No OF POSITIONS
-20, -30, -40, -50

LEAD STYLE
-01: RIGHT ANGLE ONLY

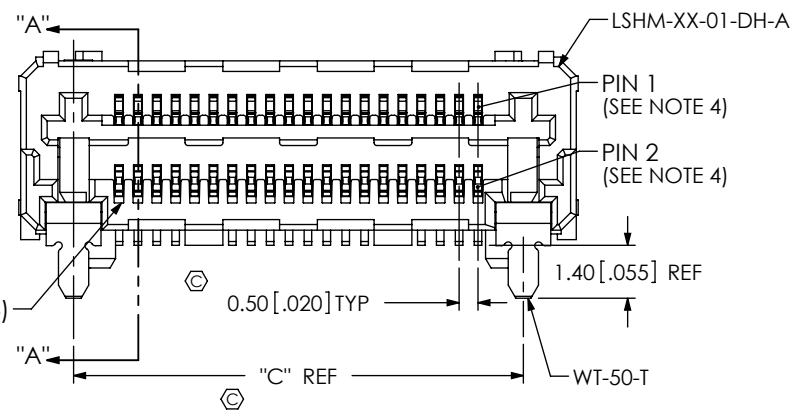
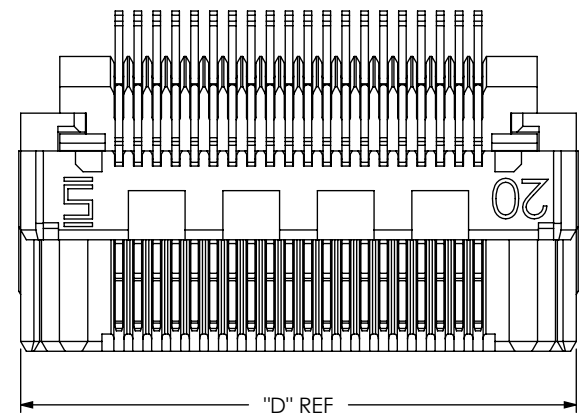
PLATING SPECIFICATION
-L: 10u"(0.25u"m) GOLD
-F: GOLD FLASH

PACKAGING
-TR: TAPE & REEL (SEE NOTE 6)

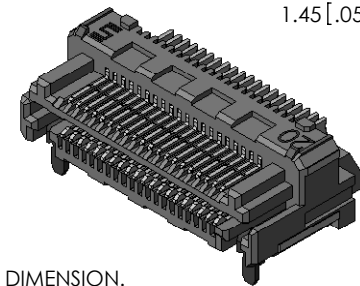
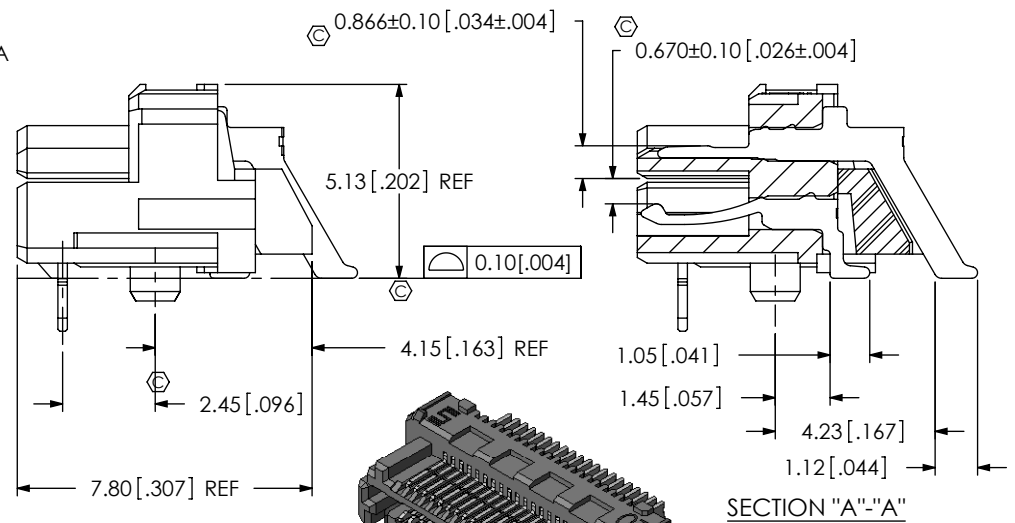
OPTION
-K: POLYAMIDE FILM (USE K-500-300)

SHIELD
-S: WITH SHIELD
-N: WITHOUT SHIELD

TAIL OPTION
-DH: RIGHT ANGLE (STYLE -01 ONLY)



PIN N (SEE NOTE 4)
[B]



SECTION "A"- "A"

- NOTES:
1. © REPRESENTS A CRITICAL DIMENSION.
 2. BURR ALLOWANCE: .038[.0015].
 3. MINIMUM PUSHOUT FORCE; TERMINALS: 2.22 N [.5 LBS], CONTACTS: 2.22 N [.5 LBS].
 4. WHEN MATING WITH ANOTHER LSHM-DH, PIN 01 WILL MATE WITH CONTACT 02 ON MATING CONNECTOR. WHEN MATING WITH A LSHM-DV, PIN 01 WILL MATE WITH PIN N, WHERE N=TOTAL NUMBER OF POSITIONS
 5. MEASURE FROM TOP OF VERTICAL WALL.
 6. FOR QUANTITIES UP TO 49 PCS., NO LEADER, TRAILER OR REEL WILL BE SUPPLIED. FOR QUANTITIES OF 50-124 PCS., NO LEADER OR TRAILER WILL BE SUPPLIED.

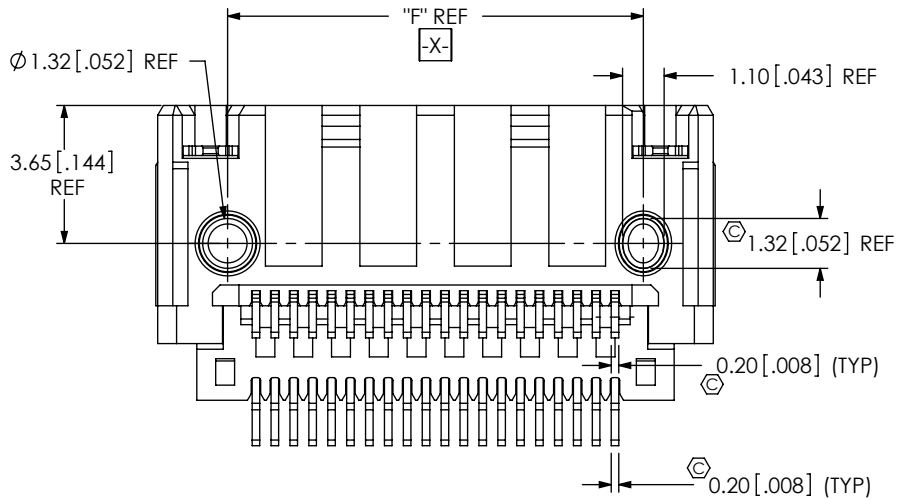


FIG. 1

LSHM-1XX-01-XX-DH-A-N-XX-XX SHOWN

<p>UNLESS OTHERWISE SPECIFIED, DIMENSIONS ARE IN MILLIMETERS [INCHES]. TOLERANCES ARE: DECIMALS ANGLES X.X: ±0.3 [.01] X.XX: ±0.13 [.005] X.XXX: ±0.051 [.0020]</p>	<p>PROPRIETARY NOTE THIS DOCUMENT CONTAINS INFORMATION CONFIDENTIAL AND PROPRIETARY TO SAMTEC, INC. AND SHALL NOT BE REPRODUCED OR TRANSFERRED TO OTHER DOCUMENTS OR DISCLOSED TO OTHERS OR USED FOR ANY PURPOSE OTHER THAN THAT WHICH IT WAS OBTAINED WITHOUT THE EXPRESSED WRITTEN CONSENT OF SAMTEC, INC.</p>	<p>samtec 520 PARK EAST BLVD., NEW ALBANY, IN 47150 PHONE: 812-944-6733 FAX: 812-948-5047 fromparent+PHONE: 812-944-6733 FAX: 812-948-5047</p>
<p>MATERIAL: DO NOT SCALE DRAWING INSULATOR: VECTRA E130i CONTACT OR TERMINAL: PHOS BRONZE SHIELD: SUS304 WELD TAB: COPPER</p>	<p>SHEET SCALE: 1:0.2</p>	<p>DESCRIPTION: 0.50mm TERMINAL/SOCKET COMBO DWG. NO. LSHM-1XX-XX-X-DH-A-X-X-TR BY: AGEN H 10/30/2008 SHEET 1 OF 3</p>

TABLE 1					
No OF POS	"C"	"D"	"E"	"F"	"G"
-20	11.90 [0.469]	14.70 [0.579]	14.95 [0.589]	11.00 [0.433]	5.60 [0.220]
-30	16.90 [0.665]	19.70 [0.776]	19.95 [0.785]	16.00 [0.630]	7.60 [0.299]
-40	21.90 [0.862]	24.70 [0.972]	24.95 [0.982]	21.00 [0.827]	10.60 [0.417]
-50	26.90 [1.059]	29.70 [1.169]	29.95 [1.179]	26.00 [1.024]	13.10 [0.516]

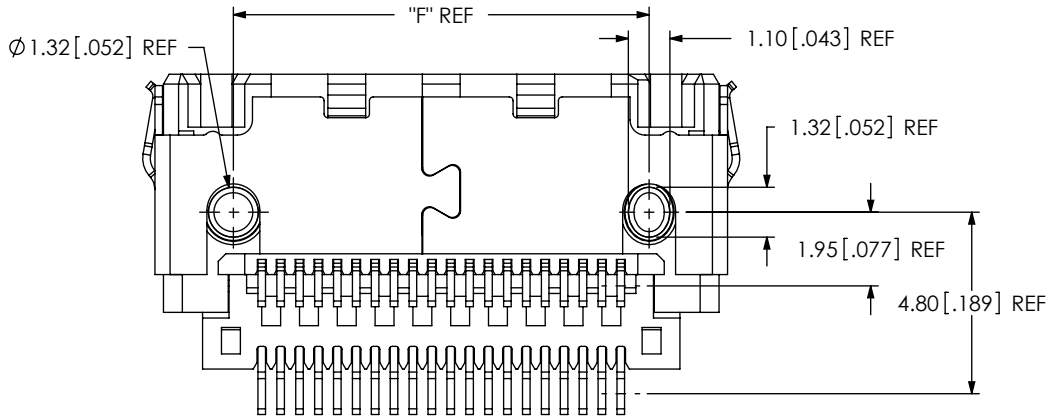
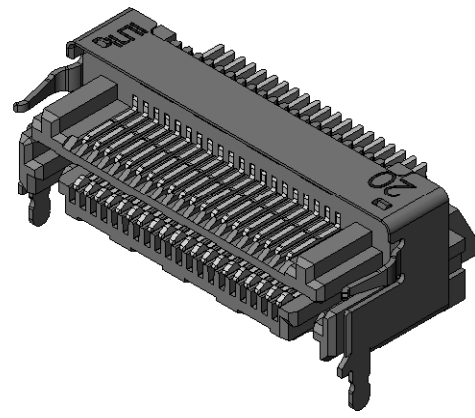
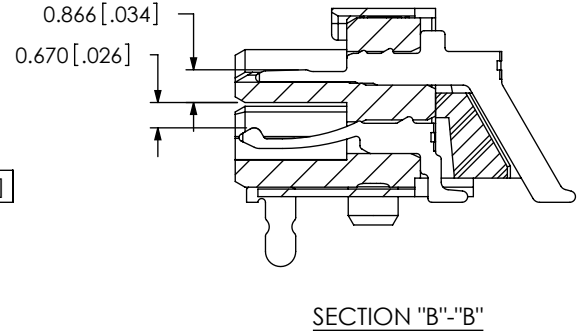
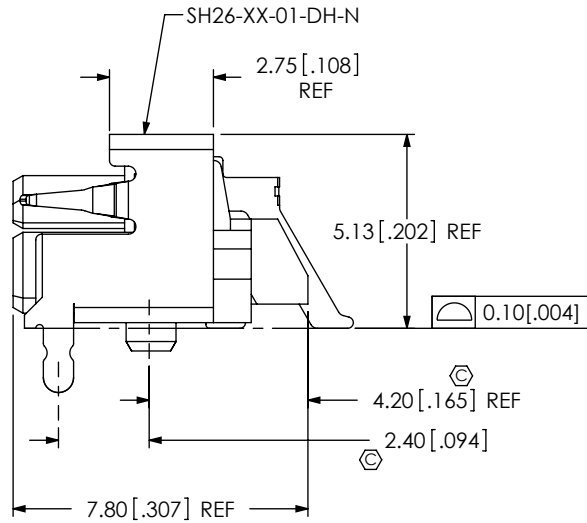
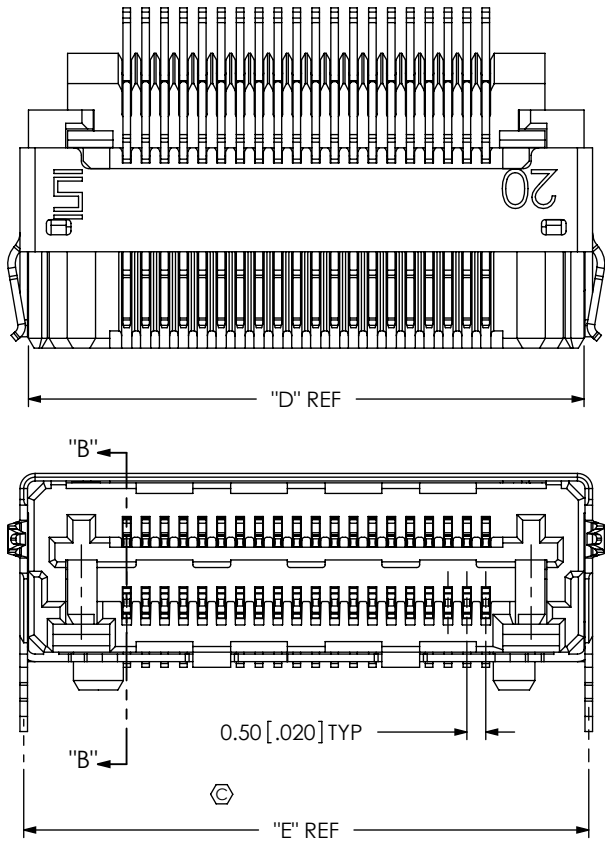


FIG. 2
(SHIELD OPTION)
LSHM-1XX-01-XX-DH-A-S-XX-XX SHOWN

PROPRIETARY NOTE
THIS DOCUMENT CONTAINS INFORMATION
CONFIDENTIAL AND PROPRIETARY TO
SAMTEC, INC. AND SHALL NOT BE REPRODUCED
OR TRANSFERRED TO OTHER DOCUMENTS OR
DISCLOSED TO OTHERS OR USED FOR ANY
PURPOSE OTHER THAN THAT WHICH IT WAS
OBTAINED WITHOUT THE EXPRESSED WRITTEN
CONSENT OF SAMTEC, INC.

DO NOT SCALE DRAWING
SHEET SCALE: 1:0.2

samtec

520 PARK EAST BLVD, NEW ALBANY, IN 47150
PHONE: 812-944-6733 FAX: 812-948-5047
fromparent+PHONE: 812-944-6733 FAX: 812-948-5047

DESCRIPTION:
0.50mm TERMINAL/SOCKET COMBO

DWG. NO.
LSHM-1XX-XX-X-DH-A-X-X-TR

BY: AGEN H 10/30/2008 SHEET 2 OF 3

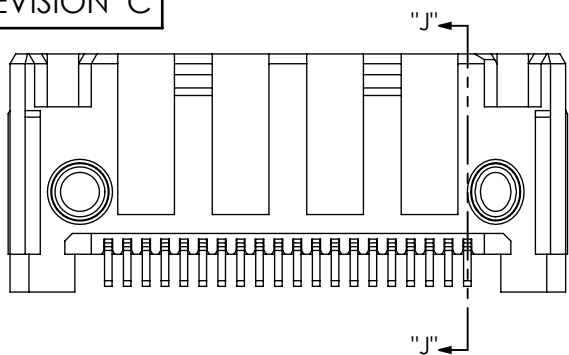
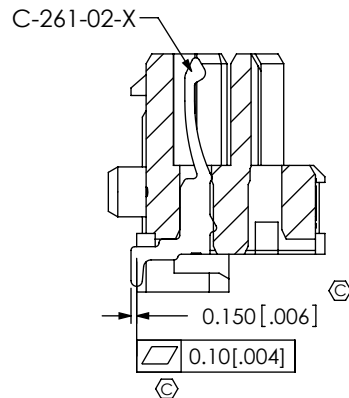


FIG. 4
(IN PROCESS 1)



SECTION "J"-"J"

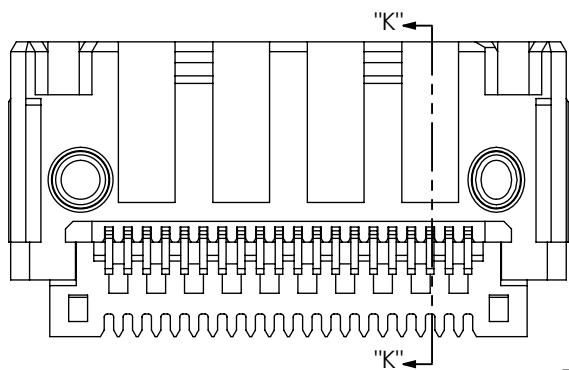
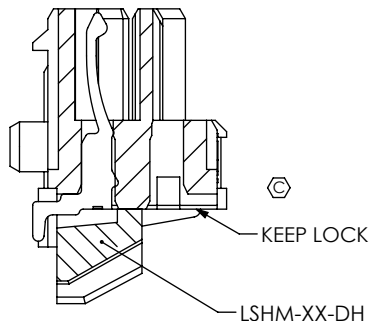


FIG. 5
(IN PROCESS 2)



SECTION "K"-"K"

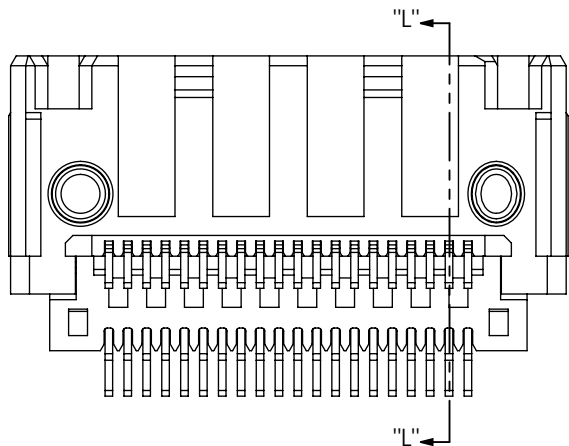
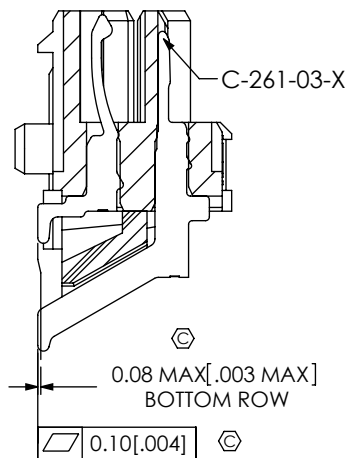


FIG. 6
(IN PROCESS 3)



SECTION "L"-"L"

F:\DWG\MISC\MKTG\LSHM-1XX-XX-X-DH-A-X-X-TR-MKT.SLDDRW

CRITICAL DIMENSION INSPECTION INSTRUCTION TABLE

ASSEMBLY OPERATION	START-UP INSPECTION INSPECT CODE A	IN-PROCESS INSPECTION INSPECT CODE B
FIG. 4 FILL C-261-02		C2,C7,C8,C14,C15
FIG. 5 ASSEMBLY LSHM-XX-DH	C16	
FIG. 6 FILL-C261-03		C1,C9,C10,C17,C18
FIG. 1 ASSEMBLY WT-50		C3,C4,C5,C6
FIG. 2 ASSEMBLY SH26-XX-XX-XX		C11,C12,C13
FIG. 3 ASSEMBLY KAPTON		

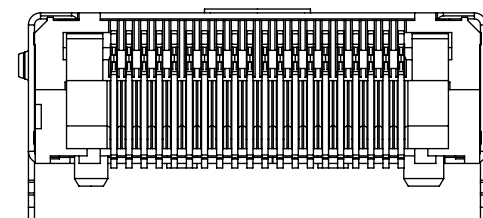
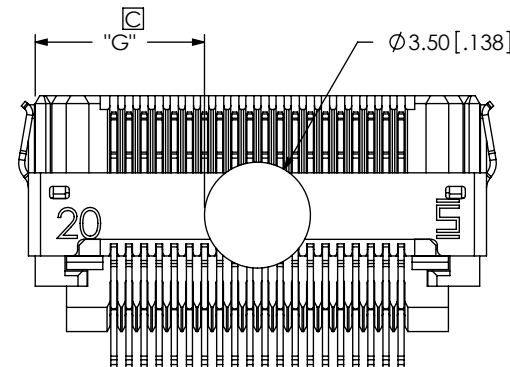


FIG. 7
LSHM-1XX-01-XX-DH-A-S-XX-XX SHOWN

PROPRIETARY NOTE

THIS DOCUMENT CONTAINS INFORMATION CONFIDENTIAL AND PROPRIETARY TO SAMTEC, INC. AND SHALL NOT BE REPRODUCED OR TRANSFERRED TO OTHER DOCUMENTS OR DISCLOSED TO OTHERS OR USED FOR ANY PURPOSE OTHER THAN THAT WHICH IT WAS OBTAINED WITHOUT THE EXPRESSED WRITTEN CONSENT OF SAMTEC, INC.

DO NOT SCALE DRAWING
SHEET SCALE: 5:1



520 PARK EAST BLVD, NEW ALBANY, IN 47150
PHONE: 812-944-6733 FAX: 812-948-5047
fromparent+PHONE: 812-944-6733 FAX: 812-948-5047

DESCRIPTION:
0.50mm TERMINAL/SOCKET COMBO

DWG. NO.
LSHM-1XX-XX-X-DH-A-X-X-TR

BY: AGEN H 10/30/2008 SHEET 3 OF 3