


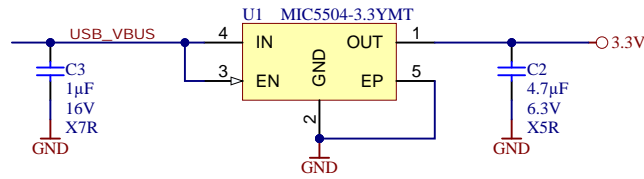
U_FTDI
FTDI.SchDoc



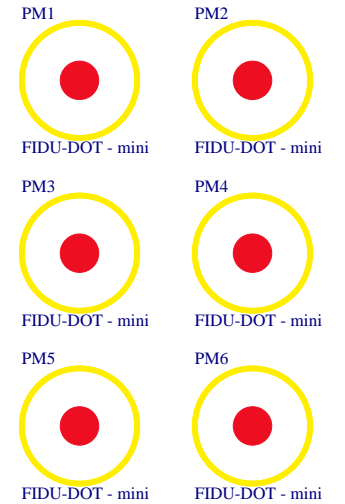
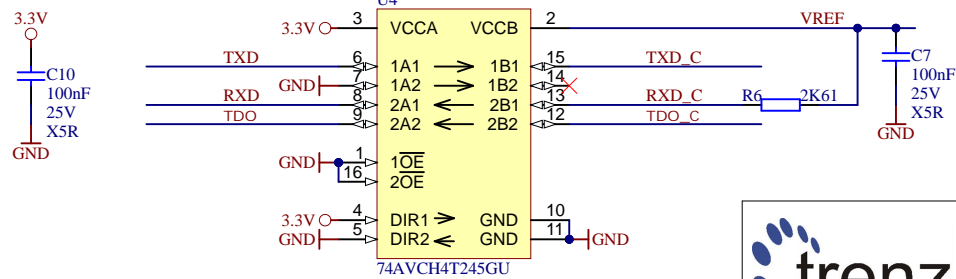
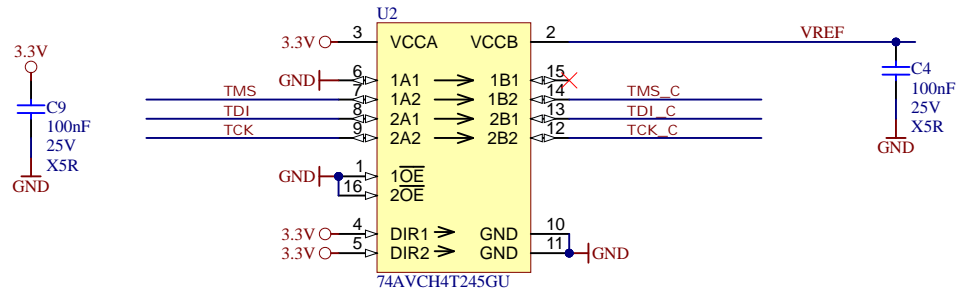
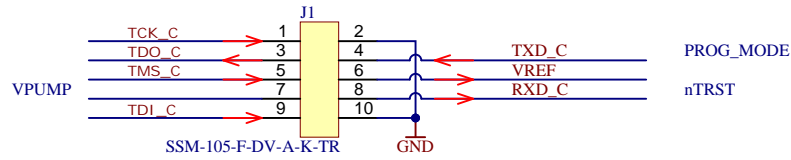
TCK >>
TDO <<
TMS >>
TDI >>

UART_RX <<
UART_TX >>

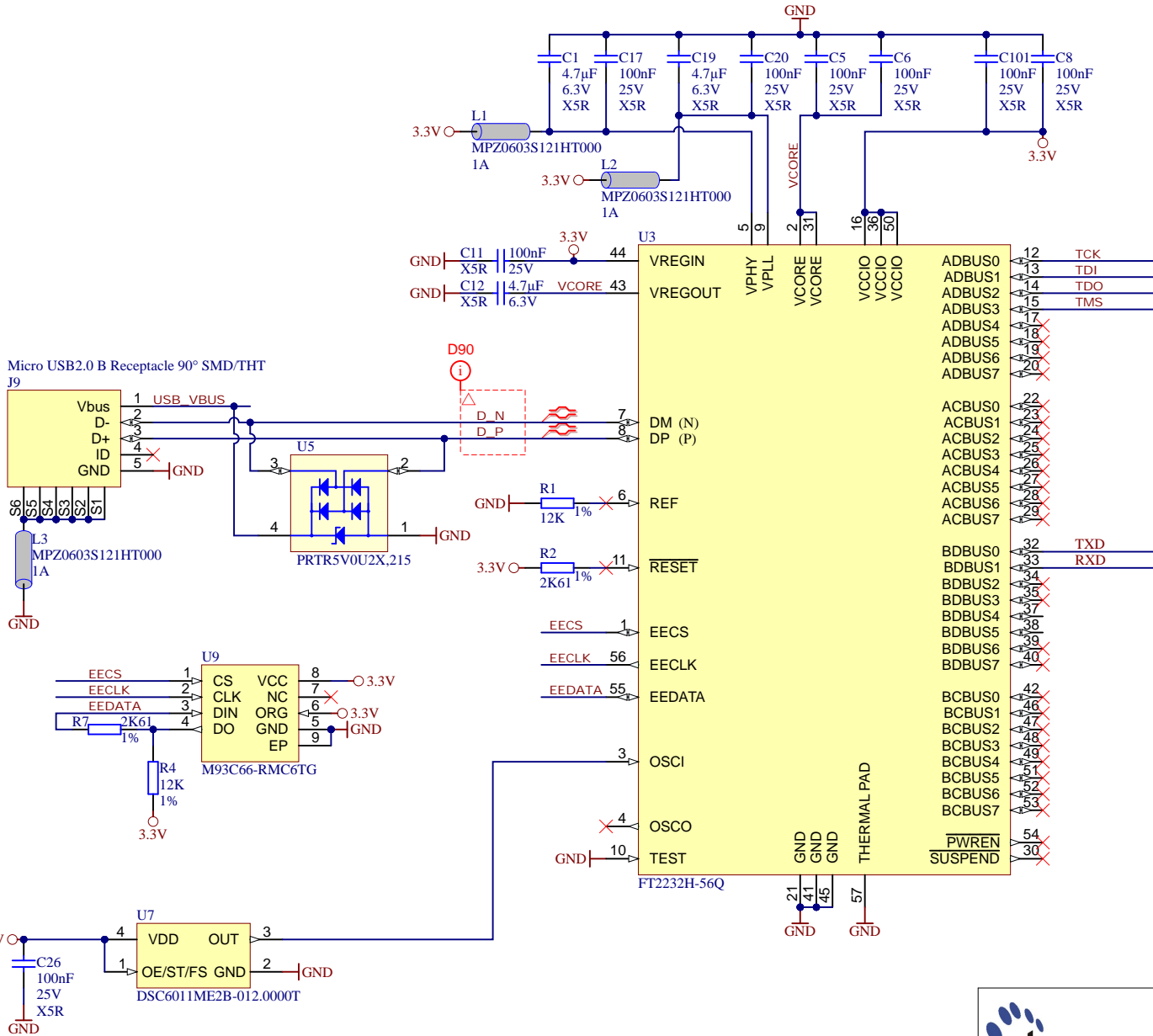
Mode JTAG + UART



NOTE: Pin numbers are swapped compared to the USB Blaster Datasheet, this due to the connector pin numbering.



| | | |
|--------------------------|----------------------------------|-------------|
| Title: TEM0009 | | |
| A4 | Number: TEM0009 serial | Rev. 02 |
| Date: 28.02.2022 | Copyright: Trenz Electronic GmbH | Page 1 of 3 |
| Filename: TEM0009.SchDoc | | |



| | | |
|-----------------------|----------------------------------|-------------|
| Title: TEM0009 - FTDI | | |
| A4 | Number: TEM0009 serial | Rev. 02 |
| Date: 28.02.2022 | Copyright: Trenz Electronic GmbH | Page 2 of 3 |
| Filename: FTDI.SchDoc | | |

1

2

3

4

| REV | Description | |
|-----|------------------|-------|
| -01 | Not available | |
| -02 | Initial revision | AL/ED |

A

A

B


B

C

C

D

D

| | | | |
|---|--|----------------------------------|-------------|
|  | Title: TEM0009 - Revision Changes List | | |
| | A4 | Number: TEM0009 serial | Rev. 02 |
| | Date: 28.02.2022 | Copyright: Trenz Electronic GmbH | Page 3 of 3 |
| | Filename: Revision Changes.SchDoc | | |

1

2

3

4