

U_FPGA_IO
FPGA_IO.SchDoc



U_FPGA_MGT
FPGA_MGT.SchDoc



U_FPGA_MISC
FPGA_MISC.SchDoc



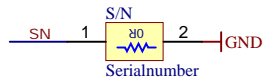
U_B2B_Connector
B2B_Connector.SchDoc



U_POWER
POWER.SchDoc



U_Revision
Revision_Changes.SchDoc




LOGO1




LOGO PRINT


FIDU-DOT - small FIDU-DOT - small



PM1 PM2
FIDU-DOT - small FIDU-DOT - small



PM4 PM5
FIDU-DOT - small FIDU-DOT - small

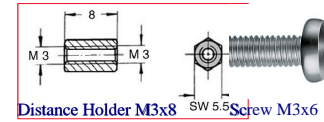


PM6 PM3

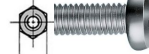
Top of Board



Screw M3x4




Distance Holder M3x8




Screw M3x6

Mount.Hole 3.2mm



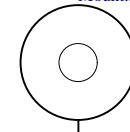
GND

Mount.Hole 3.2mm



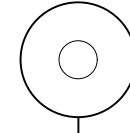
GND

Mount.Hole 3.2mm



GND

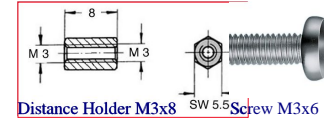
Mount.Hole 3.2mm




GND



Screw M3x4



Distance Holder M3x8



Screw M3x6



Title: TE0714		
A4	Number: 1 35-2IC6	Rev. 02
Date: 2016-08-04	Copyright: Trenz Electronic GmbH / TT	Page 1 of 7
Filename: TE0714.SchDoc		

A

B

C

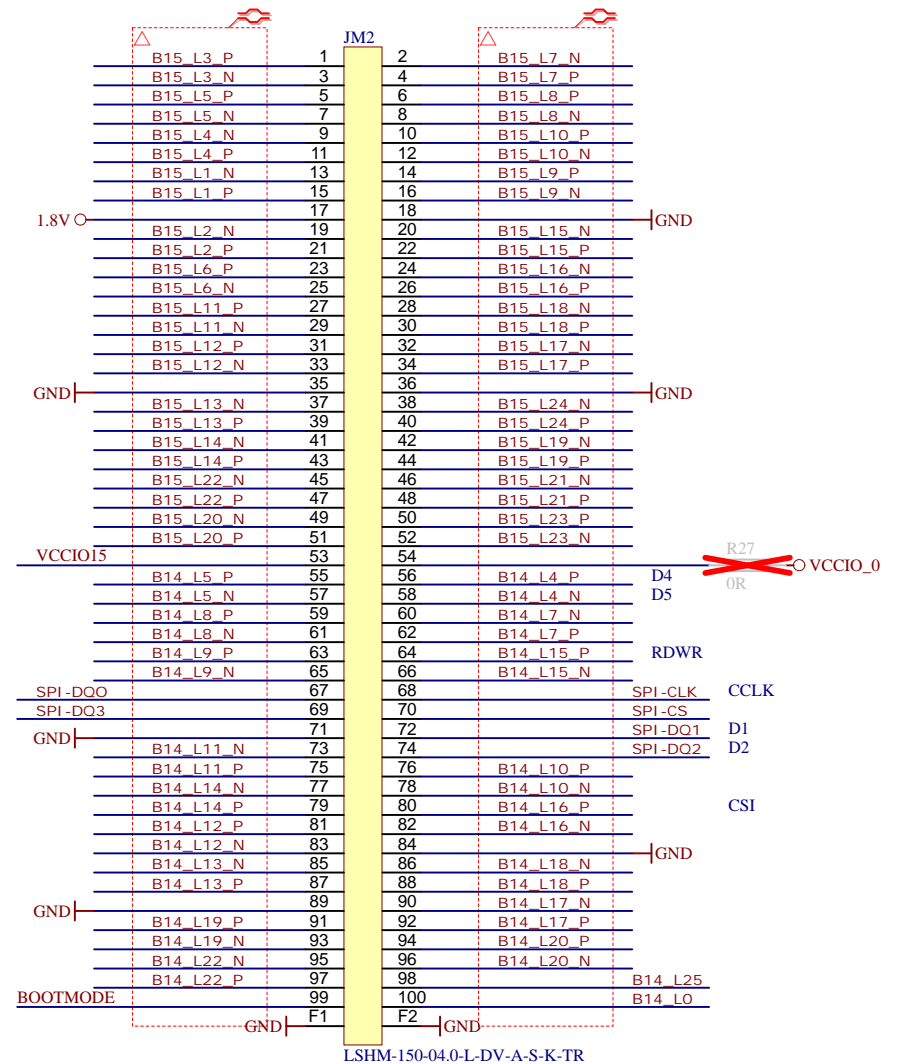
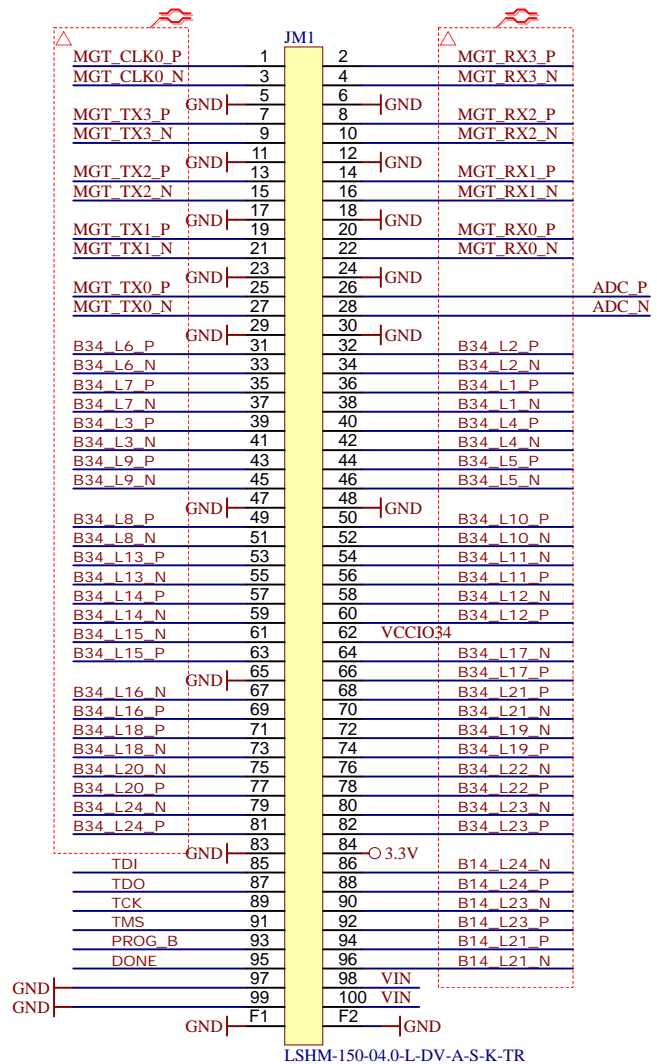

D

A

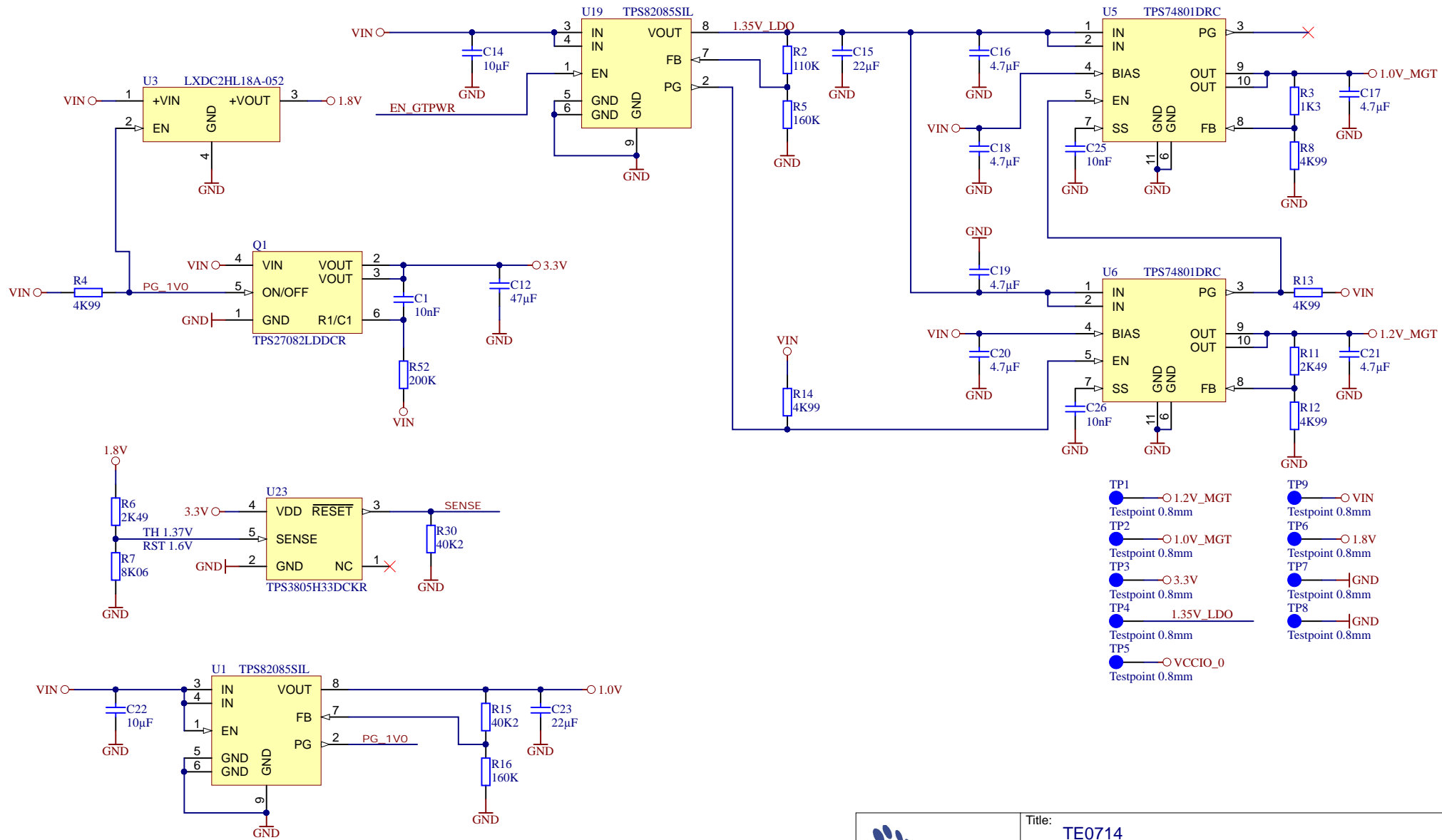
B

C

D

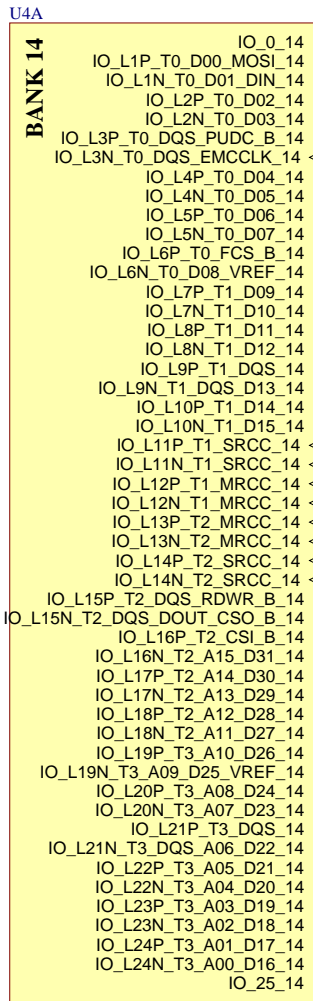
Title: TE0714		
A4	Number: 2 35-2IC6	Rev. 02
Date: 2016-08-04	Copyright: Trenz Electronic GmbH / TT	Page2 of 7
Filename: B2B_Connector.SchDoc		



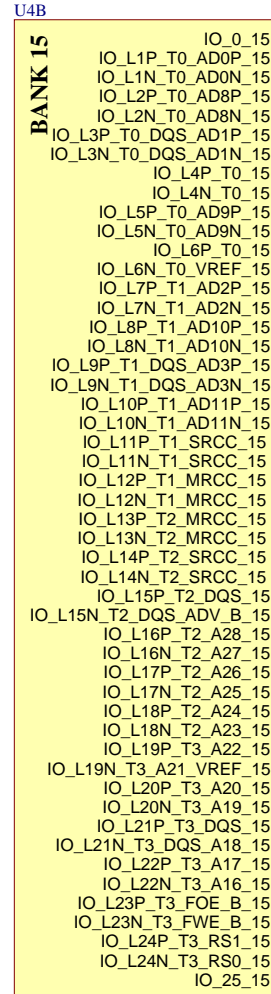
- TP1 — 1.2V_MGT Testpoint 0.8mm
- TP2 — 1.0V_MGT Testpoint 0.8mm
- TP3 — 3.3V Testpoint 0.8mm
- TP4 — 1.35V_LDO Testpoint 0.8mm
- TP5 — VCCIO_0 Testpoint 0.8mm
- TP6 — 1.8V Testpoint 0.8mm
- TP7 — GND Testpoint 0.8mm
- TP8 — GND Testpoint 0.8mm
- TP9 — VIN Testpoint 0.8mm




Title: TE0714		
A4	Number: 3 35-2IC6	Rev. 02
Date: 2016-08-04	Copyright: Trenz Electronic GmbH	Page3 of 7
Filename: POWER.SchDoc		



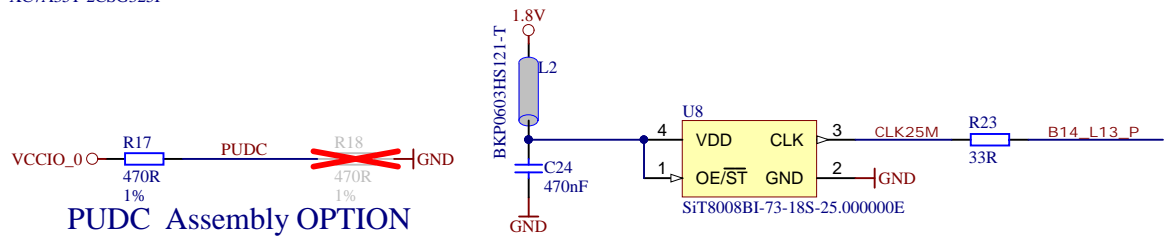
XC7A35T-2CSG325I



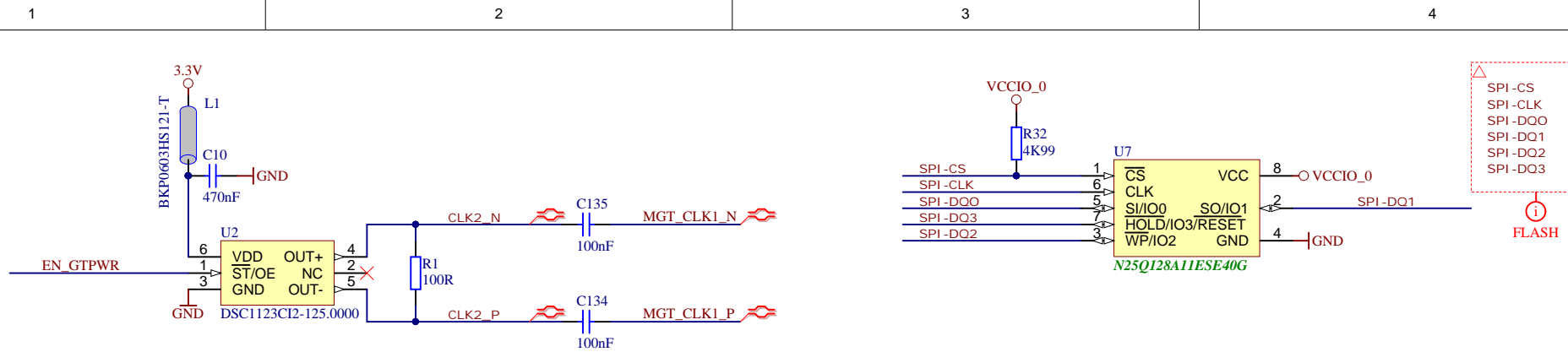
XC7A35T-2CSG325I



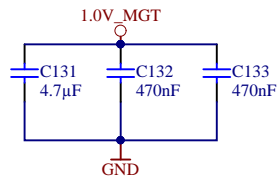
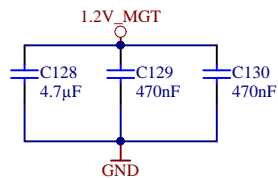
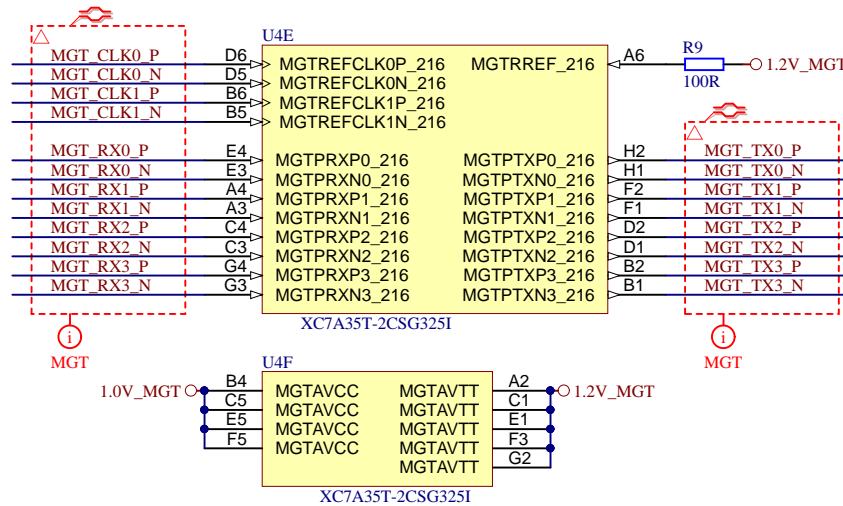
XC7A35T-2CSG325I



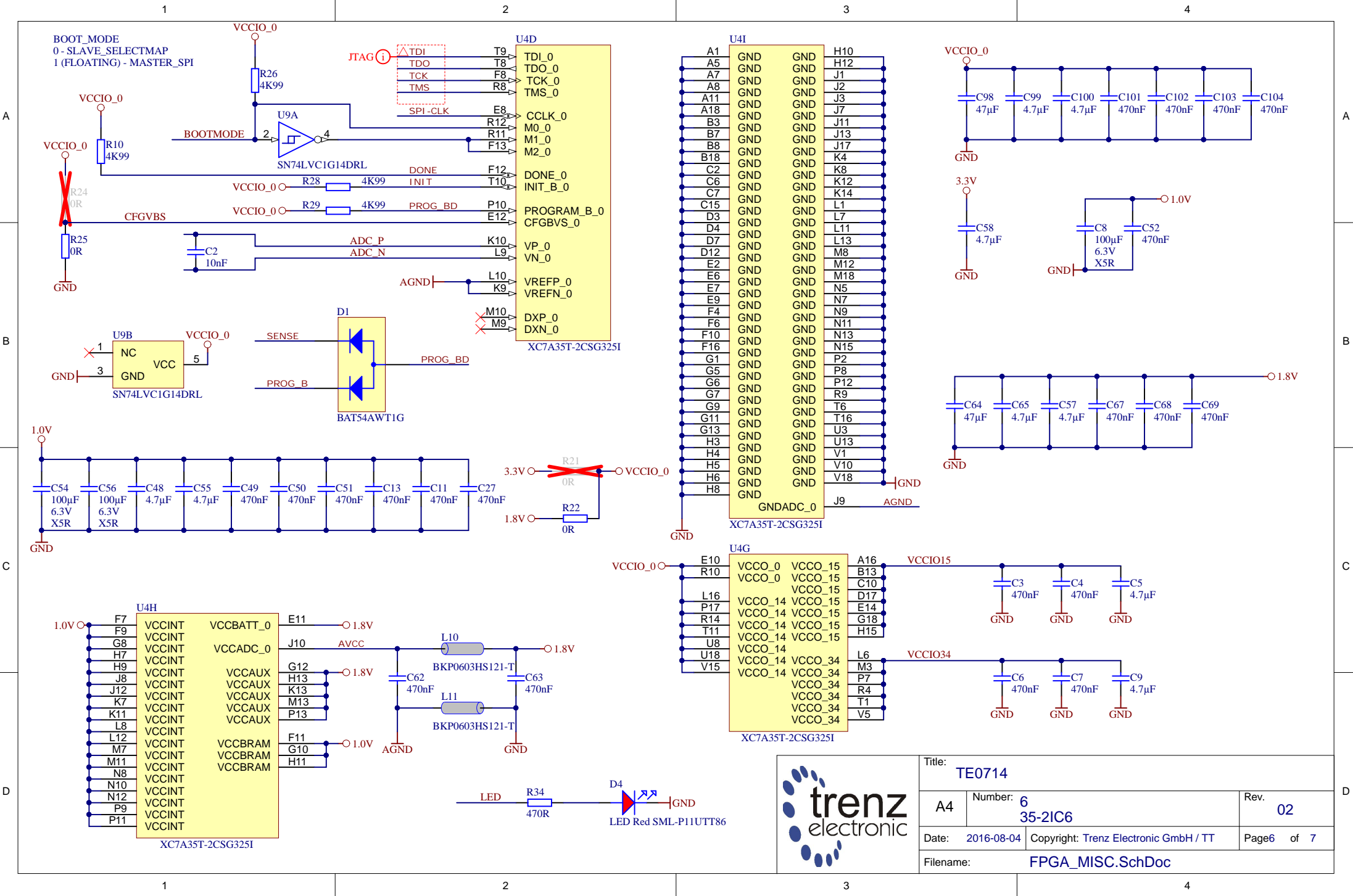
Title: TE0714			
A4	Number: 4	Rev. 02	
Date: 2016-08-04		Copyright: Trenz Electronic GmbH / TT	
Page 4 of 7		Page 4 of 7	
Filename: FPGA_IO.SchDoc			



OSC FREQ is Assembly OPTION = 125MHZ



Title: TE0714		
A4	Number: 5 35-2IC6	Rev. 02
Date: 2016-08-04	Copyright: Trenz Electronic GmbH / TT	Page5 of 7
Filename: FPGA_MGT.SchDoc		



Title: TE0714		
A4	Number: 6 35-2IC6	Rev. 02
Date: 2016-08-04	Copyright: Trenz Electronic GmbH / TT	Page 6 of 7
Filename: FPGA_MISC.SchDoc		



1

2

3

4

Changes REV 02:

- 1. Added 0 ohm strap option to supply VCCIO0 on B2B connector
- 2. Added PCB Revision sense support. PCB Revision readout possible from HDL Design
- 3. Updated FPGA pin PROG_B connection. TPS3805H33 push-pull output RESET_N not affected on baseboard circuit, connected to PROG_B.
- 4. C8, C54, C56 updated to 100uF for variant 50-2I
- 5. Added testpoints

Changes REV 02A (12.2018):

- 1. New FLASH memory U7 S25FL127SABMFV10

A

A

B


B

C

C

D

D

	Title: TE0714		
	A4	Number: 7 35-2IC6	Rev. 02
	Date: 2016-08-04	Copyright: Trenz Electronic GmbH / TT	Page 7 of 7
	Filename: Revision Changes.SchDoc		

1

2

3

4